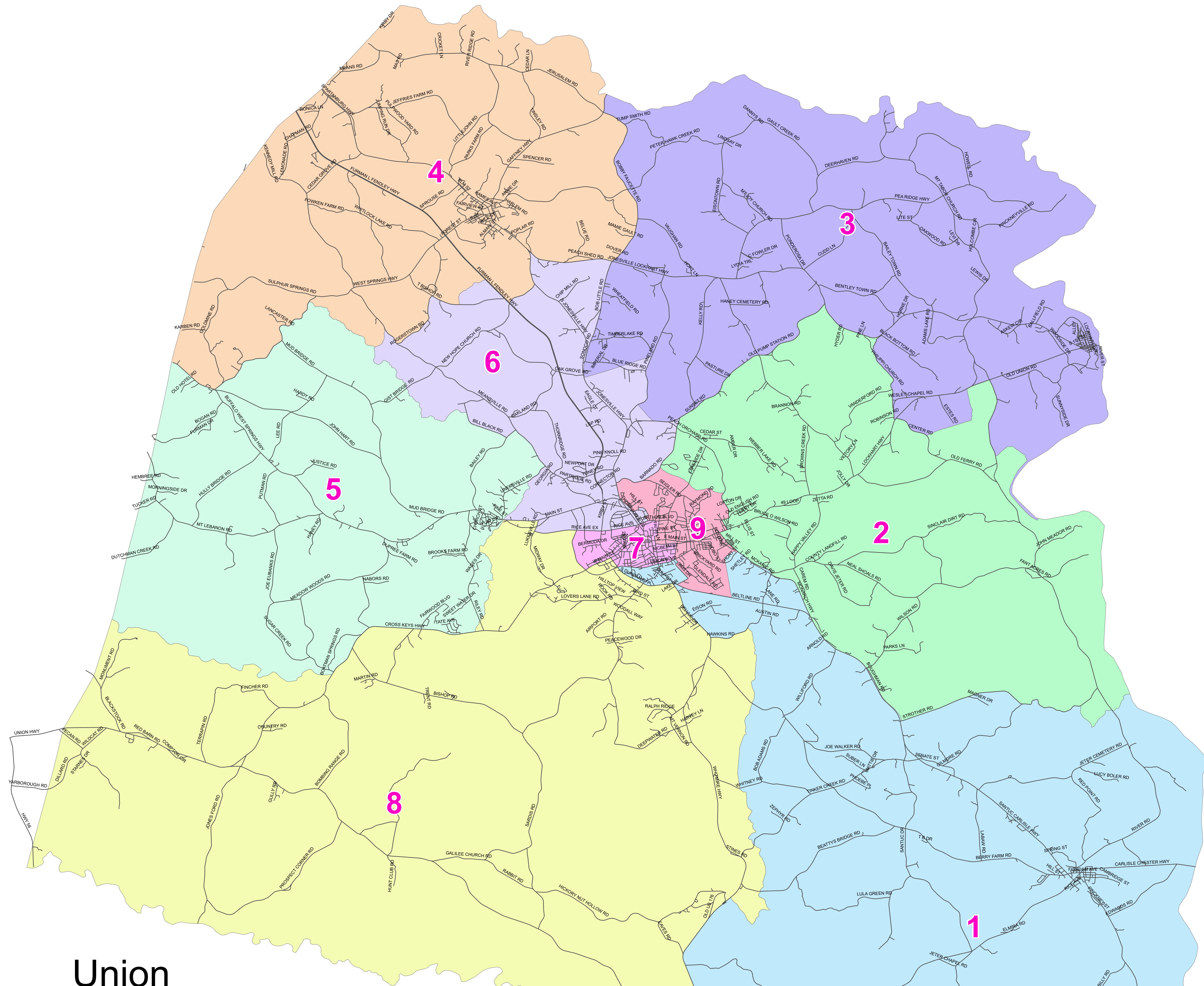
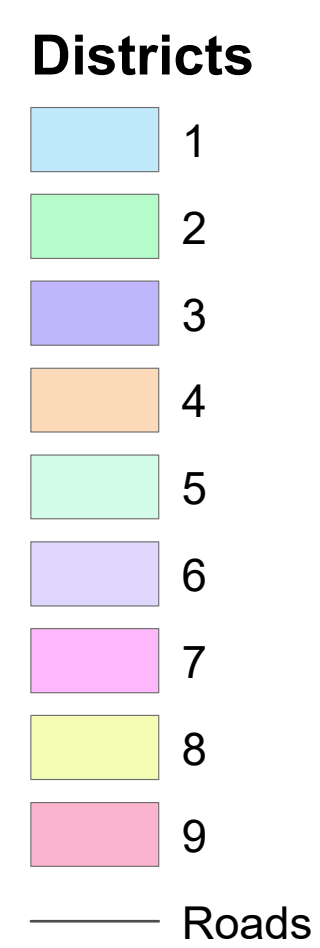
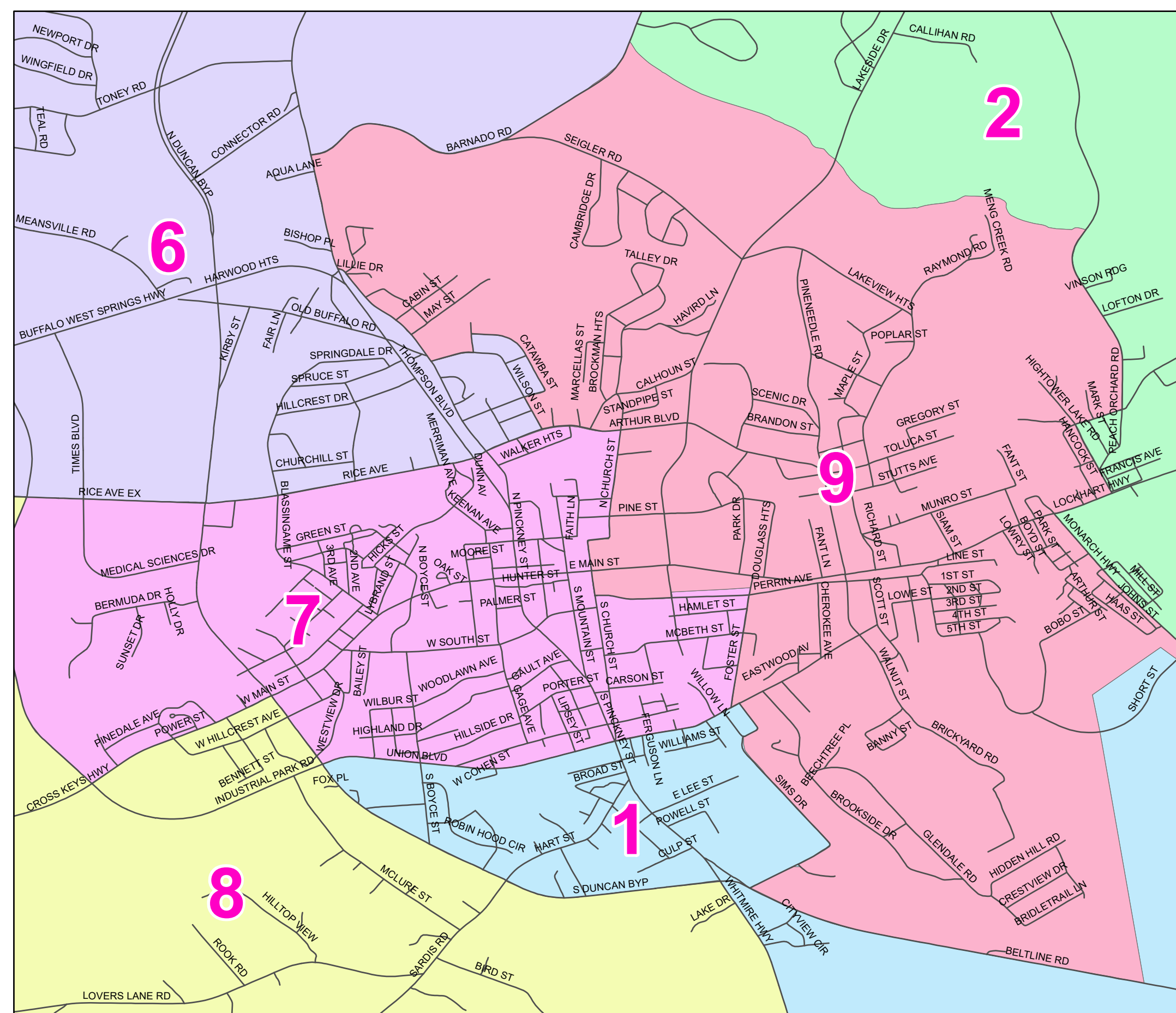


Union County School District

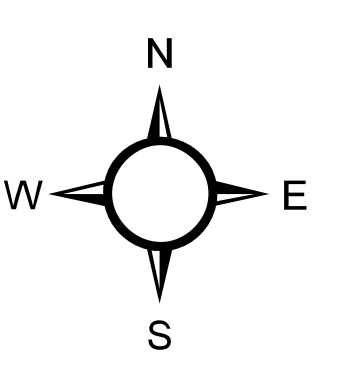
S-87-00-22



Union



DISTRICT	MEMBERS	POPULATION	HISPANIC_O	NH_WHT	NH_DOL_BLK	F18_POP	H18_POP	NH18_WHT	NH18_DOL_B	DEVIATION	F_DEVIATIO	F_HISPANIC	F_NH_WHT	F_NH_DOL_B	F18_POP	F_H18_POP	F_NH18_WHT	F_NH18_DOL	IDEAL_VALLU	DISTRICT_I
1	1	2954	28	1158	1994	2006	12	973	1375	-75	-0.0241	0.0095	0.392	0.3735	0.845	0.005	0.4044	0.3735	3027	11-2426
2	1	2947	24	2056	851	2328	13	1843	622	-80	-0.0264	0.0081	0.8441	0.2854	0.79	0.0056	0.7689	0.2852	3027	11-2426
4	1	3137	56	2252	740	2472	38	1825	543	130	0.0363	0.0379	0.7179	0.2339	0.788	0.0154	0.7883	0.2397	3027	41-8406
3	1	3033	39	2265	633	2425	19	1848	483	-24	-0.0079	0.0133	0.7542	0.2341	0.8075	0.0078	0.7621	0.1992	3027	11-0794
5	1	3165	73	2634	387	2471	48	2304	262	138	0.0456	0.0211	0.8332	0.1223	0.7807	0.0134	0.8535	0.1306	3027	54-5604
6	1	3172	67	2344	880	2498	42	1769	633	145	0.0479	0.0211	0.6759	0.2774	0.7975	0.0168	0.7882	0.2534	3027	64-7994
7	1	3078	52	1947	1903	2349	23	818	1344	51	0.0148	0.0169	0.3402	0.4448	0.707	0.0102	0.3726	0.0176	3027	71-4804
8	1	2882	44	1935	835	2309	36	1588	641	-145	-0.0479	0.0153	0.6714	0.2897	0.8012	0.0156	0.6877	0.2776	3027	81-4794
9	1	2906	55	1828	946	2264	33	1475	700	-121	-0.04	0.0189	0.629	0.3255	0.7791	0.0146	0.6015	0.3092	3027	91-46



Date: 7/12/2022